

HYVA[®] CRANE HB 250



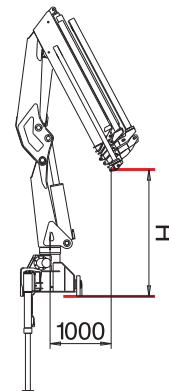
MODELS	LIFTING MOMENT	MAX VERTICAL REACH	SLEWING ANGLE	SLEWING TIME	MAX WORKING HEEL	WORKING PRESSURE	CRANE WEIGHT WITHOUT STABILIZERS	WEIGHT OF STABILIZERS	OIL TANK CAPACITY	OIL FLOW	DIMENSIONS
	tm	m	°	s/180°	°	bar	kg	kg	l	l/min	mm B x h x S
HB250 E1	25,1	HYD. 9,8 MAN. 17,1	400	20	4	290	2580	400 Std. Hyd.	160	50	2500x2320x1115
HB250 E2	-	11,6 17,1	400	20	4	290	2760		160	50	2500x2320x1115
HB250 E3	-	13,4 19,1	400	20	4	290	2900		160	50	2500x2320x1115
HB250 E4	-	15,3 20,8	400	20	4	290	3060		160	50	2500x2320x1115
HB250 E5	-	17,3 20,8	400	20	4	290	3200		160	50	2500x2320x1115
HB250 E6	-	19,3 20,8	400	20	4	290	3295		160	50	2540x2320x1200
HB250 E3 J3	-	20,2 21,9	400	25	4	290	3450		160	50	2500x2430x1300
HB250 E4 J3	-	22,1 23,8	400	25	4	295	3600	160	50	2500x2445x1300	

ACCESSORIES

Cross controls
Supplementary elements activations (1)
Winch
Mechanical rotation limitation (No CE)
Manual extensions
Oil cooler
Top seat
Operator Full Protection
Extra cross beams
Manually pivoting stabilizer legs (No CE)
Green oil^{*)}

ACCESSOIRES

Commandes croisées
Activation éléments supplémentaires (1)
Treuil
Limitation mécanique de la rotation (Non CE)
Rallonges mécaniques
Refroidisseur huile
Poste de manoeuvre en haut
Operator Full Protection
Béquilles supplémentaires
Béquilles pivotantes manuelles (Non CE)
Huile écologique^{*)}



HB 250 E1 = 2310
HB 250 E2 = 2310
HB 250 E3 = 2310
HB 250 E4 = 2210
HB 250 E5 = 2130
HB 250 E6 = 2070

ZUBEHOERE

Kreuzen Schalstangen
Zusätzliche Steuerelemente (1)
Seilwinde
Mechanischer Schwenkbegrenzer (Nicht CE)
Mechanische Ausleger
Ölkühler
Hoch Führersitz
Operator Full Protection
Zusatzabstützungen
Manuell gelenkige Abstützbeine (Nicht CE)
Bio-Öl^{*)}

ACCESORIOS

Comandos cruzados
Ativação de elementos suplementares (1)
Guincho de cabo
Limitador mecânico de giro (Não CE)
Extensões mecânicas
Radiador para refrigeração de óleo
Posto de manobra no cimo
Operator Full Protection
Estabilizadores adicionais
Estabilizadores manualmente articulados (Não CE)
Óleo ecológico^{*)}

(1) No E6 - E3 J3 - E4 J3

^{*)} Eco-friendly



Data, descriptions and illustrations pertain only and uniquely to models sold at the time of printing of this brochure. After the date of printing, this information is purely indicative and not binding upon HYVA. Future modifications are solely at the discretion of HYVA and are always in compliance with applicable and pertinent safety standards. To obtain updated data, descriptions and illustrations, contact the manufacturer or your reseller. Cranes manufactured and/or marketed by HYVA - Les données, les descriptions et les illustrations se rapportent seulement et exclusivement aux modèles commercialisés à la date d'impression de ce dépliant. Après la date d'impression, ces informations sont simplement indicatives et n'engagent pas HYVA. D'éventuelles modifications sont à la discrétion d'HYVA et toujours dans l'observance des normes de sécurité pertinentes et applicables. Pour obtenir les données, les descriptions et les illustrations actualisées, s'adresser au fabricant ou au revendeur. Grues produites et/ou vendues par HYVA - Daten, Beschreibungen und Abbildungen beziehen sich ausschließlich auf die zum Zeitpunkt des Drucks dieser Broschüre vertriebenen Modelle. Nach diesem Datum verstehen sich diese Informationen als rein richtungweisend und sind in keinem Fall für HYVA verbindlich. HYVA behält sich vor, nach eigenem Ermessen und in jedem Fall unter Berücksichtigung der zugehörigen und geltenden Sicherheitsvorschriften Änderungen vorzunehmen. Bitte wenden Sie sich für aktuelle Daten, Beschreibungen und Abbildungen an den Hersteller oder Händler. Die Krane werden von HYVA hergestellt und/oder vermarktet. - Os dados, descrições e ilustrações referem-se única e exclusivamente aos modelos comercializados à data da impressão deste folheto. Após a data da impressão, estas informações são meramente indicativas pelas quais a HYVA não se responsabiliza. Eventuais alterações ficam ao critério da HYVA e estão sempre em conformidade com as normas de segurança pertinentes e aplicáveis. Para obter dados, descrições e ilustrações atualizadas, contacte o fabricante ou revendedor. Guindaste produzidos e/ou comercializados pela HYVA.

HYVA[®] CRANE

Hyva Holding B.V.
Antonie van Leeuwenhoekweg 37
2408 AK Alphen aan den Rijn
The Netherlands
Telephone: +31 (0)172 - 42 35 55
Telefax: +31 (0)172 - 42 08 80
info@hyva.com
www.hyva.com
www.hyvacrane.com



DEALER

TRUCK-MOUNTED CRANES HB 250



HYVA[®] CRANE

www.hyva.com

HYVA[®] CRANE HB 250



- Load limiting device
- Hexagonal section extensions
- Independent extension cylinders
- Flanged valves
- Assembly kit
- Designed in accordance with: EN12999-DIN15018
- Fatigue test classification: B3
- Oil tank
- Dual controls (No with radio remote control)
- Fixed stabilizer cylinders
- Light indicator for correct stabilizer stowing (CE)
- Mechanical rotation limitation (CE) (No with H2XL System or HRCS)
- Hydraulic opening stabilizers
- Swivel stabilizer foot
- Proportional inclination sensor on second boom (CE)
- Proportional pressure transducer on main cylinder (CE or with radio remote control)
- Sensor for correct stowing of the crane (CE)
- 90% -100% light visible from all around the crane (CE or with radio remote control)



- Limiteur de moment
- Extensions à section hexagonale
- Vérins hydrauliques à sortie indépendante
- Vannes bridées
- Kit de brides de fixation
- Projet en accord aux normes : EN12999-DIN15018
- Essai de fatigue avec classification: B3
- Réservoir huile
- Commandes bilatérales (Non avec radiocommande)
- Vérins stabilisateurs fixes
- Kit capteurs de replies de béquilles stabilisatrices (CE)
- Limitation mécanique de la rotation (CE) (Non avec H2XL System ou HRCS)
- Stabilisateurs avec ouverture hydraulique
- Plat d'appui béquilles avec joint à rotule
- Capteur proportionnel d'inclinaison sur le second bras (CE)
- Capteur de pression proportionnel sur le vérin de levage (CE ou avec radio)
- Capteur de position "grue repliée" (CE)
- Colonne tricolore indiquant le statut de charge (90%-100%) visible de tous les côtés de la grue (CE ou avec radio)



- Momentbegrenzer
- Sechskantige Ausschübe
- Unabhängige Schubzylinder
- Ventile mit Flansch
- Befestigungsteile
- Berechnungsnorm nach EN12999-DIN15018
- Ermüdungstest in Klasse: B3
- Ölbehälter
- Beidseitige Kransteuerungen (Nicht mit Funkfernsteuerung)
- Feste Abstützungen
- Warnleuchte für Abstützungen (CE)
- Mechanischer Schwenkbegrenzer (CE)
- Stabilisatoren hydraulisch ausfahrbare Abstützungen (Nicht mit H2XL System oder HRCS)
- Hydraulisch ausfahrbare Abstützungen
- Gelenkstützsteller
- Proportional sensor für die Neigung am 2. Ausschub (CE)
- Proportionaler Druckwandler am Hauptzylinder (CE oder mit Funkfernsteuerung)
- Sensor für die korrekte Zusammenfaltung des Kranes (CE)
- Licht 90%-100 % sichtbar von allen Seiten des Kranes (CE oder mit Funkfernsteuerung)



- Válvula limitadora de momento de carga
- Extensões sextavadas
- Cilindros de extensão independentes
- Válvulas flangeadas
- Kit de montagem
- Norma do projeto: EN12999-DIN15018
- Tipo de ensaio de fadiga: B3
- Reservatório de óleo
- Comandos bilaterais (não com comando por rádio)
- Estabilizadores fixos
- LED indicador de recolhimento correcto de estabilizador (CE)
- Limitador mecânico de giro (CE) (Não com H2XL System ou HRCS)
- Estabilizadores hidráulicamente estendidos
- Plataforma de patolamento articulada
- Sensor de inclinação no segundo braço (CE)
- Transdutor de pressão no cilindro de elevação (CE ou com comando por rádio)
- Indicador luminoso de recolhimento correcto de guindaste (CE)
- Indicação luminosa 90%-100% visível de todos os lados do guindaste (CE ou com comando por rádio)

HB250 E1

kg	25070	9580	5830	4065	2895	2160	1620	1255
m	1,00	2,55	4,30	6,07	7,93	9,82	11,82	13,90

HB250 E2

kg	24670	9480	5725	3890	2895	2160	1620	1255
m	1,00	2,55	4,31	6,08	7,93	9,82	11,81	13,87

HB250 E3

kg	24030	9275	5575	3740	2750	2160	1620	1255	1005
m	1,00	2,55	4,31	6,08	7,93	9,83	11,82	13,88	15,95

HB250 E4

kg	23390	9070	5315	3535	2570	1985	1620	1255	1005	850
m	1,00	2,55	4,40	6,17	8,02	9,92	11,82	13,88	15,95	17,75

HB250 E5

kg	22890	8970	5110	3390	2425	1865	1500	1255	1005	850
m	1,00	2,55	4,48	6,25	8,10	10,00	11,90	13,88	15,95	17,75

HB250 E6

kg	22860	8950	5035	3320	2375	1805	1445	1205	965	780
m	1,00	2,55	4,54	6,31	8,16	10,06	11,96	13,94	15,92	17,81

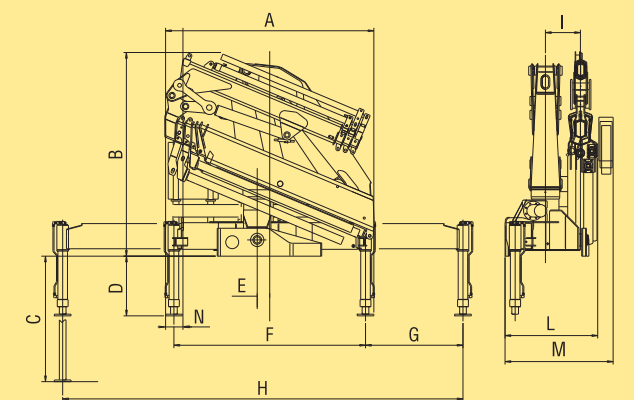
HB250 E3 Jib 3

kg						1105	925	805	700	500
m						12,30	13,90	15,50	17,20	19,00

HB250 E4 Jib 3

kg							835	745	630	565	480
m							14,30	15,80	17,50	19,10	20,90

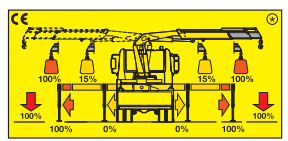
*) Theoretical lifting capacity
**) Fixed hook capacity



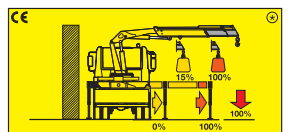
	HB250 E1	E2	E3	E4	E5	E6	E3 - J3	E4-J3
A	2500	2500	2500	2500	2500	2540	2500	2500
B	2320	2320	2320	2320	2320	2320	2430	2445
C	1555	1555	1555	1555	1555	1555	1555	1555
D	765	765	765	765	765	765	765	765
E	150	150	150	150	150	150	150	150
F	2300	2300	2300	2300	2300	2300	2300	2300
G	1600	1600	1600	1600	1600	1600	1600	1600
H	5500	5500	5500	5500	5500	5500	5500	5500
I	420	420	420	420	420	420	420	420
L	1115	1115	1115	1115	1115	1200	1300	1300
M	1280	1280	1280	1280	1280	-	1300	1300
N	240	240	240	240	240	240	240	240

Stability control systems (CE)

HXL System

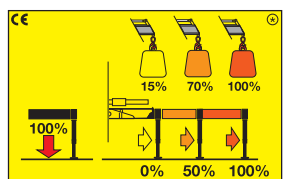


The TCU checks the positions of the stabilizers beams, monitoring for two possible positions: beam fully open, beam not fully open. Depending on the position of the beams and the stabilizers, the crane's lifting capacity changes according to the setting made by the installer. This allows the operator to use the crane even with a beam partially or fully retracted without having stability problems.

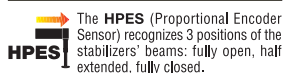


Optional HRCS
The Rotation Control Sensor constantly checks the slewing position of the crane and limits the lifting capacity depending on the beams' and the stabilizers' positions.

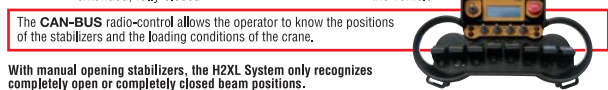
H2XL System



The TCU checks the positions of the stabilizers and divides the working area into 4 slewing sectors: over the cabin, right side, left side and the rear of the vehicle. Depending on the position of the beams and the stabilizers, the crane's lifting capacity changes according to the settings made by the installer. This allows the operator to use the crane even with a beam partially or fully retracted without having stability problems.



The HPES (Proportional Encoder Sensor) recognizes 3 positions of the stabilizers' beams: fully open, half extended, fully closed.



The HRCS (Rotation Control Sensor) recognizes 4 slewing sectors: over the cabin, right side, left side, to the rear of the vehicle.

The CAN-BUS radio-control allows the operator to know the positions of the stabilizers and the loading conditions of the crane.

With manual opening stabilizers, the H2XL System only recognizes completely open or completely closed beam positions.

© The percentages present in the pictures are merely examples and they have no bearing on the crane's real lifting capacities. The crane's real lifting capacities will depend on truck's stability.

HB 250 X



Only CE Version

Pressure compensated control valve: SAUER DANFOSS PVG32

- Multifunction remote control
- Protected against radio interference
- Move around the truck freely

Truck-mounted cranes